PORTFOLIO

GERA PRONK

DRAWING

Learning to build on earlier work (september 2019)

At the Stedelijk Museum, I was impressed by a line work of **Walid Raad**. I made a simple drawing. At my home attic, I suddenly saw a simmilarity with the sewing machine, standing at the table. I was listening to Spotify, but I forgot to note which music was on.

Later, I made a collage of the sewing machine. For the lines of Walids work, I used 'woody' pieces of paper, to emphasize the strong lines of the work of Walid Raad.

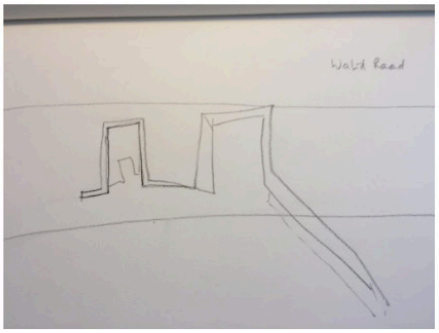





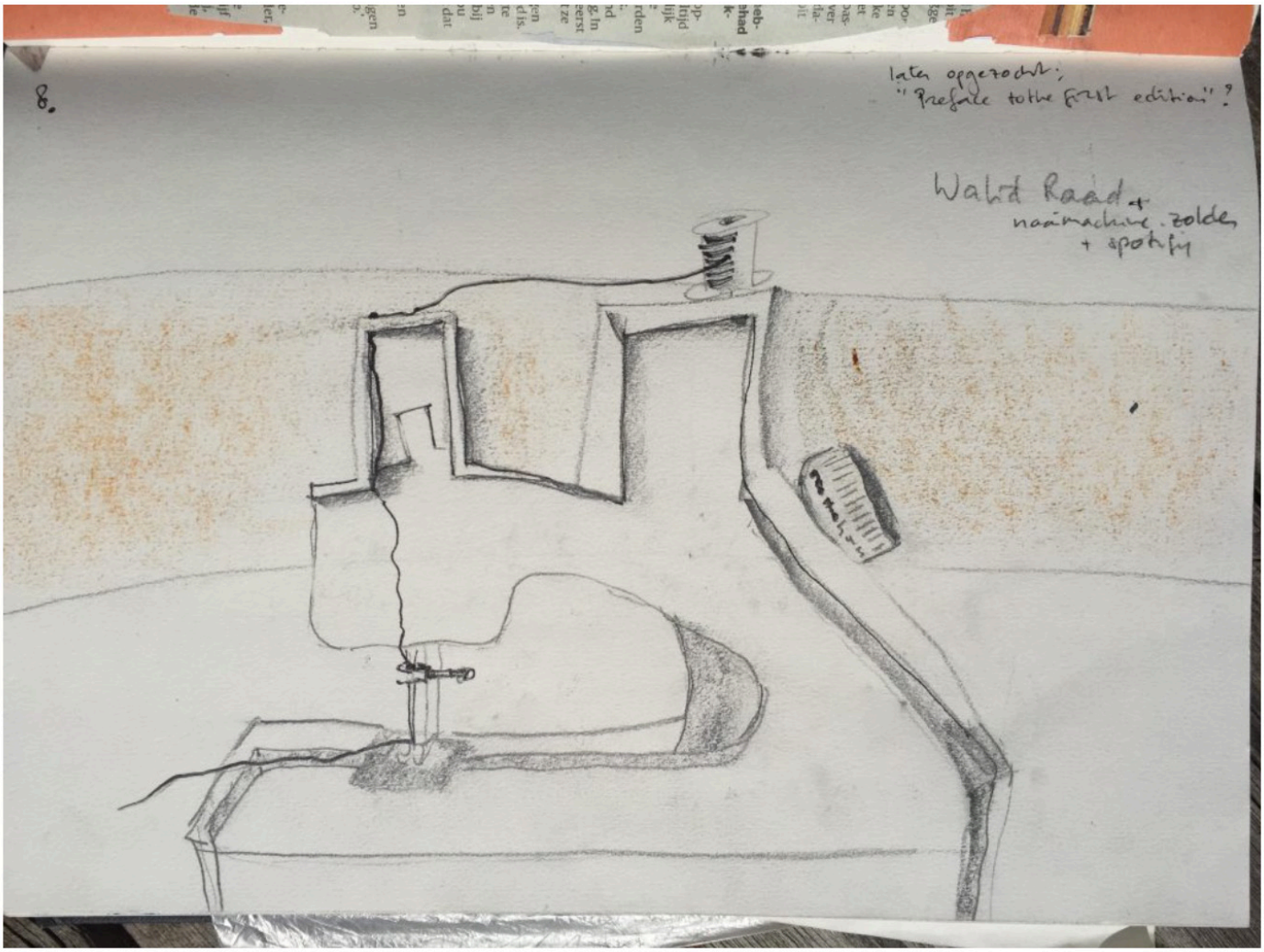

PAINT & FELTPEN






MODEL DRAWING

Drawing a model faithfully is challenging. But drawing a model without looking at your paper (figure right) led to more interesting line drawings.
Also, completely filling up a paper with charcoal first and then erasing the lighter spots resulted in a more dynamic and 'layered' drawing.







INK

Happy with your work? That's a pity, because sometimes you have to paint everything black. Although, a little stubbornness won't hurt.

If you are looking for figure 10: it is hidden at the frontpage (without a number).


1. Experimenting with ink

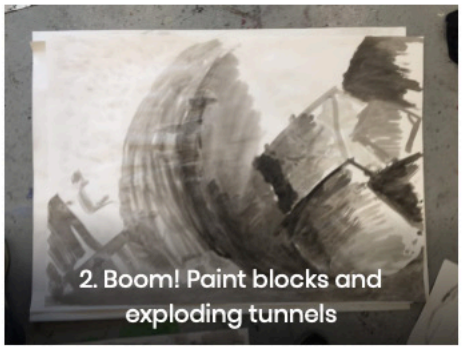
2. Boom! Paint blocks and exploding tunnels

3. Light & dark seems fruitful

4. Details – the 'graininess' of ink

5. Still life in light tints

6. Ink

7. I discover a foot

8. 'Rip it in pieces'

9. 'Create new work'

> ‘Gera, have you used the black ink fully yet? No? Then you have to paint everything black now’.
>
> according to HKU teacher KD

11. But I like this figure

12. *‘No Gera: Paint it black’*


13. It hurted but I also got compliments for those lines

14. And my work improved (I left a bit)


15. No borders between paper and floor


16. Unexpected drawing at the floor

17. Left, right...

18. ...right, left

19. I see ink everywhere now

SCULPTURES

La Penseuse was created after visiting an exhibition of Niki de Saint Phalle and a group discussion. Nana needed brains.

Niki used paper mache for her first Nana's. So did I.

Nana has clearings and unpainted journal figures to see her inner self.

I brought my penseuse to the next sculpture class. We laughed about my silly creation but I also think that my paper mache 'penseuse' scared the hell out of my sculpture teacher.

Most important lesson:
next time I have to come up with a pedestal solution beforehand.

> *Absolutely no unnecessary 'vormgeving': Baaaaaaaa!*
>
> According to HKU Mentor AM



huiswerk: 'Spin' Comic 'Bourgeois' (Fr)

'feminisme' v.s. Nicky ...

discussie over tactyle ervaring

werk aangepast aan ruimte

historie – beeldhouwer vanuit kern, blok
– 'revolutie' 'kern' eremit, 'hol'

strandwandeling

volgende week:
lezing Fons
materiaal: – papier & karton mee
– plakband, sopen → stof

grijs brein

idee 8+19/10/19

lege naam?

la penseuse

zwart

penseur, Rodin

half opengewerkt

en nu?
google → youtub
simple over vos
→ handschoenen nodig!

SCULPTURES - HEADS

Heads made of different materials. I like the steel wool most. Especially, the old 'rusty' face.



SCULPTURES - BODY

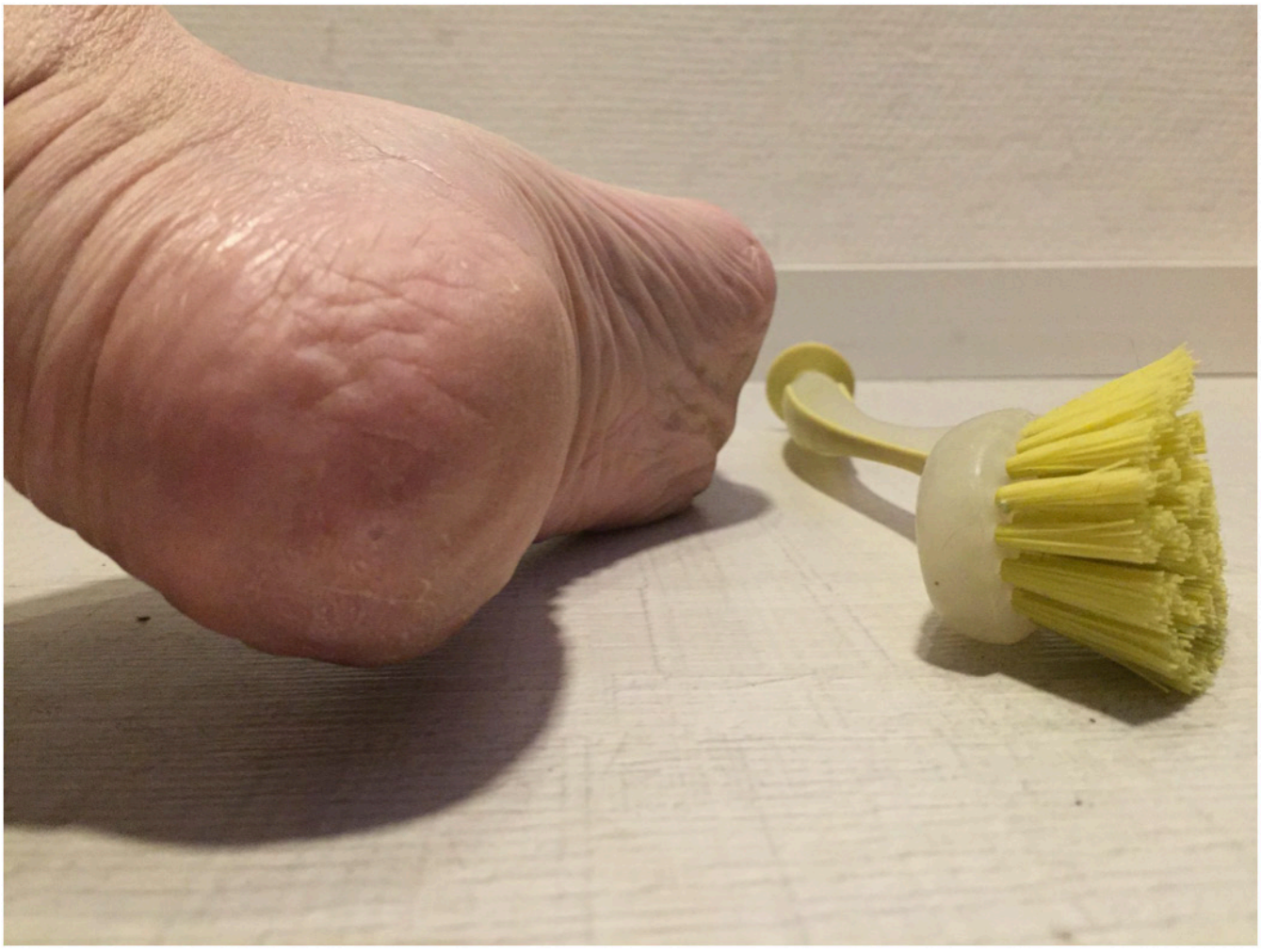

Inspired by Erwin Wurms, Hannah and I found a nice little table in one of the workspaces at the HKU. Aw – not allowed! We almost had a fight with a fellow student. So sorry. We didn't know that it was hers. But it matched perfect with Hannahs shirt, jeans and the stones at the floor.

SCULPTURES - CLAY

I thought that working with clay would be frustrating to me because I never worked with clay before, but there was a moment when I felt that the head that I sculpted became 'alive'. It was only for a short moment, but it was fascinating and unexpected.
Thanks to Nicky for lending me her beautiful head.

DIGITAL

I enjoy working with digital media because it refers to my profession.

Driving poems slightly refers to the movie Paterson by Jim Jarmusch.



One shot video





GeluidenGeraOpgenomen	24-01-2020 00:47	GeluidenGeraOpgenomen
080101-000.wav	16-01-2020 15:54	Wiebelende dek...p aanrecht.m4a
Ballpoint klikken.m4a	08-01-2020 17:05	Wieb deksel op hout.m4a
Borstel op...recht.m4a	08-01-2020 17:05	Voeten vegen.m4a
Brievenbus.m4a	08-01-2020 17:05	VegenSpinnenR...-2020 22.14.m4a
Buiten.m4a	08-01-2020 17:05	Tandenborstel elect trillen.m4a
Cola open...hard.m4a	08-01-2020 17:05	Stoel schuiven.m4a
Cups in pot.m4a	08-01-2020 17:05	Spinnen.m4a
Deksel water.m4a	08-01-2020 17:05	Slok.m4a
Deurklink.m4a	08-01-2020 17:05	Slagroomspuit.m4a
Folders vallen.m4a	08-01-2020 17:05	Schrijven.m4a
Jassen.m4a	08-01-2020 17:05	Schrijven papier snel.m4a
Klopper metaal.m4a	08-01-2020 17:05	Schakelaar aan uit.m4a
Kraan.m4a	08-01-2020 17:05	Saar spint.m4a
Lopen.m4a	08-01-2020 17:05	Roeren.m4a
Magnetron.m4a	08-01-2020 17:05	Rits.m4a
Melk insc...koffie.m4a	08-01-2020 17:05	Papier.m4a
Metaal wa...kras.m4a	08-01-2020 17:05	Over touw wrijven + kalebas.m4a
Nagelbors...aren.m4a	08-01-2020 17:05	Nespresso.m4a

Sonic poem

0:00 -0:59

Vegen – spinnen – roeren (1 minute)

PROJECT - wired figures

Inspired by the work 'Les bougies' by Christian Boltanski, I decided to create a wired figure. I wanted to look at different forms of light and shadows. The candle figure (under) links to a small video.







PROJECT - CORONA

How do people keep 1.5 meters apart? By each keeping a radius of 75 cm. I designed and made two “Corona hoops”. We got a lot of reactions when we went for a walk. DIY instructions.

When googling (March 24) I saw that I was not the only one who came up with this idea but I did not know this. Beforehand I don’t want to know if my ideas already exist

As I am a village poet, I asked 12 local poets to make a ‘relay’ poem. Together we wrote 26 lines. On Kingsday 2020 I ‘delivered’ our connected movies as a safe online performance.

RED TAPE

Red tape, red Sizzlepak and a self made light box for two digital exhibitions (works 1 & 2).





TAPE - GIRL

At home, I made a masking tape portrait on baking paper. The tape and the paper were not happy with each other. They tried to let go of each other. Maybe they were aware of the current Corona crisis. I got new material from Hannah Mai.After using charcoal, the girl was ready to sit.

PORTFOLIO

GERA PRONK